

D.A.V. PUBLIC SCHOOL  
DLF & KAMLA NAGAR, ROHTAK



# Holidays Homework

session: 2023-24

Class: III

- Hindi
- English
- Mathematics
- General Knowledge
- Art and Creativity





## Dear Students

The summer vacations are here, so relax and enjoy yourself. Spend time playing games with your family members, listening to stories from your grandparents, reading story books, cleaning up your room, or taking up a hobby- be it cycling, swimming, playing cricket or skating! We would also like all of you to spend some time every day to revise the concepts done in different subjects. A few worksheets for each subject have been prepared for you, which will help you to do the same. Try to complete them independently, as far as possible. Take help from your parents/ siblings only when required. We hope you will have fun doing them. This may require you to collect information, pictures and present them in an attractive way. Be at your creative and innovative best while making the projects! Stay safe. Stay healthy.

### **GENERAL INSTRUCTIONS TO BE FOLLOWED WHILE DOING HOLIDAY HOMEWORK:**

1. Take a printout of the holiday homework (worksheet, if any). However, some worksheets for various subjects have been given already in class. Printout of the same can be taken, if needed.
2. Holiday homework should be done as per the instructions given (on A-4, A-3 size sheets or chart, notebook or file).
3. All sheets should be put together (tied/stapled) and handed over to the respective subject teachers on the first day of rejoining after break.
4. Subject-wise folder can also be made for the submission of holiday homework. It should be labelled properly indicating clearly the name, class, roll no. and subject.
5. Homework will be assessed for the neat handwriting, presentation, creativity and submission of the work on time.
6. Parents can be facilitator at home. However, the work should be done independently by the child in his/her own handwriting.



# ENGLISH



1) Write five sentences on the following topics, which should be written on separate A-4 ruled sheets:

- i) Myself    ii) My garden    iii) My Best Friend    iv) My School    v) My Pet

2) Read a story book (*Tales from Panchtantra*) and write the following:  
(Use A4 sheet).

**Name of the story:**

**Author:**

**Publisher:**

**Characters:**

**Moral:**

*Read above given book.*

*In the month of July your pen paper test will be taken on it.*

3) Paste OR Draw the pictures of any 10 naming words. (Use A4 sheet)

4) Make a word train of ten words. (Use A4 sheet)

***Eg: apple -elephant-tiger-rose-engine- easy-yellow-water-  
river-rise***

**Hint: Use the last letter of the previous word to make a new word.**

**5) Paste OR Draw 5 pictures each of Common Noun and Proper Noun.(Use A4 sheet)**

**6) On a A4 size sheet write any 10 examples of Singular and Plural nouns also Paste /Draw pictures of the same.**

**7) Subject Enrichment Activity- "Home is not a place, it's a Feeling"  
Keeping the same in view and on the basis of your Reading of L-1 "I Speak, I Say, I Talk"(Activity Based) prepare an attractive poster on Animals and their homes on an A3 size sheet.**

**8) Write atleast 14 pages of cursive writing**



### Capital Cursive Letters

A B C D E F G H I  
J K L M N O P Q R  
S T U V W X Y Z

### Small Cursive Letters

a b c d e f g h i  
j k l m n o p q r  
s t u v w x y z

## Connect Capitals with Small Letters

Aa Bb Cc Dd Ee Ee  
Ff Ff Gg Gg Hh Hh  
Ii Jj Kk Ll Mm  
Nn Oo Pp Pp Rr Ss  
Tt Uu Vv Ww Xx  
Yy Zz

Joining a to z ...

⇒ abcdefghijklmnopqrstuvwxyz

Writing sentences in cursive

⇒ A quick brown fox jumped  
over the lazy dogs.





## विषय-हिंदी

नोट:- हिंदी गृहकार्य के लिए अलग से एक कॉपी बना लीजिए और उसी में ही कार्य कीजिए।

1. मेरा प्रिय फल -आम पर पाँच वाक्य लिखिए ।
2. भाषा अभ्यास पाठ 2,3 प्रश्न 6 (वाक्य बनाओ ) कॉपी में लिखिए ।
3. भाषा अभ्यास पृष्ठ -6 में चित्रों के आधार पर कहानी 8-10 पंक्तियों में लिखे ।
4. अपनी पाठ्यपुस्तक भाषा माधुरी में से किन्ही तीन हल्की व तीन भारी वस्तुओं के चित्र बनाए या चिपकाए व उनके नाम लिखे ।
5. परियोजना कार्य :-
  1. पाठ- 5 बहादुर दोस्त लालू का चित्र बनाए ।

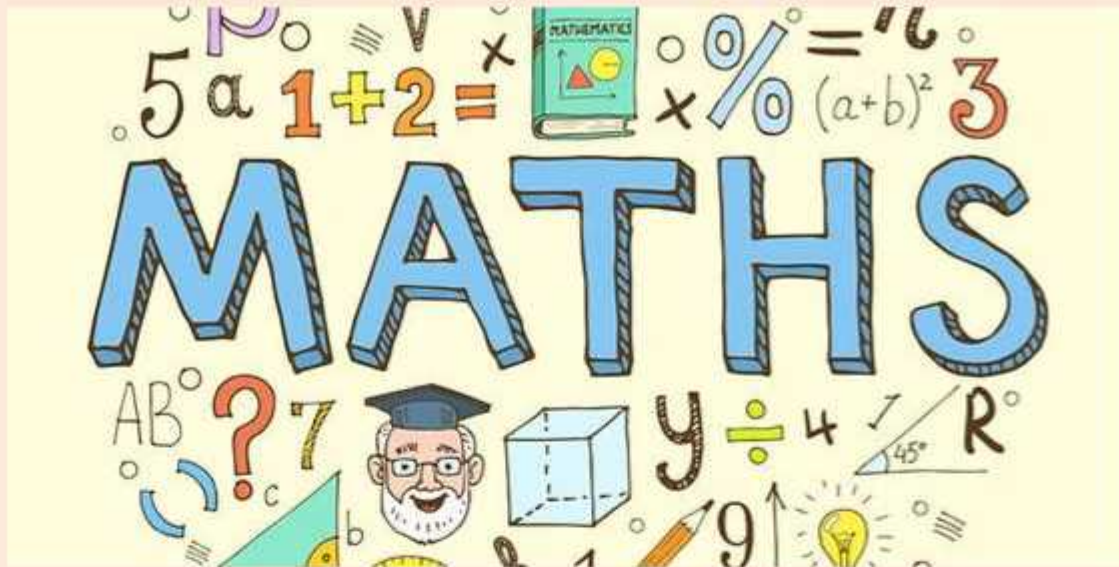
2. पाठ-6 घमण्डी मक्खी का चित्र बनाए ।

3. पाठ-7 ' दादाजी ' में अखरोट के छिलकों द्वारा बने कुछ खिलौनों का परियोजना कार्य करे ।

नोट:- प्यारे बच्चों, प्रतिदिन सुबह उठने के बाद व रात सोने से पहले अपने माता-पिता व बड़ों को नमस्कार / चरणस्पर्श कीजिएगा।

-----





Mathematics Worksheet Class-III Name: \_\_\_\_\_ Date: \_\_\_\_\_

### Instructions

\*Revise syllabus done in class.

\*Learn and write tables 2 to 15 \_\_\_\_\_

### ASSIGNMENT-1

#### UNIT-1: Numbers up to 9,999

1. Choose the correct answer:

1. The place value of 7 in 7843 is

a) 700 b) 7000 c) 70

2. Choose the numeral for Nine thousand ninety –

a) 9090 b) 9009 c) 9990 d) 9999

3. Which of the following is not the correct way to represent the numeral 6706?

a)  $6000+700+6$  b) Six thousand seven hundred six c) Six thousand seven hundred sixty d) 6 thousands + 7 hundreds + 6 ones

4. Which number will you get if 1 is added to 999?



- a) Smallest 4-digit number b) Smallest 3-digit number c) Greatest 3-digit number d) Greatest 4-digit number

2. Write the number name for the following numbers:

a) 5,680

---

b) 9,002

---

3. Write the numeral for:

a) Nine thousand fiftyfive

---

b) Two thousand six hundred seventyfour.

---

c) 4 hundreds + 23 tens + 9 ones

---

4. Create a 4digit numeral which has 2 at ones place and 3 at hundreds place.

5. Write any two numbers which are greater than 1245 and smaller than 1250.

6. Compare using  $>$ ,  $<$  or  $=$

a) Five hundred fifty \_\_\_\_\_  $500 + 50$

b)  $2000 + 10 + 2$  \_\_\_\_\_  $2020$

c)  $3000 + 200 + 50 + 4$  \_\_\_\_\_  $3245$

d)  $4,567$  \_\_\_\_\_  $5,678$

e)  $7,009$  \_\_\_\_\_  $7,900$



7. Write two numbers that come before and after the given numbers)

a) \_\_\_\_\_ , \_\_\_\_\_ 4322 \_\_\_\_\_ , \_\_\_\_\_

b) \_\_\_\_\_ , \_\_\_\_\_ 1000 \_\_\_\_\_ , \_\_\_\_\_

8. If the places of the digits 4 and 9 are interchanged in the numeral 8459 , then write the new numeral formed.

## ASSIGNMENT-2

### Unit-2 ADDITION

A) CHOOSE THE CORRECT OPTION:-

1)  $149 + 100 =$  \_\_\_\_\_

a) 224 b) 334 c) 249

2)  $779 + 0 =$  \_\_\_\_\_

a) 0 b) 779 c) 97

3)  $443 + 993 = 443 +$  \_\_\_\_\_

a) 993 b) 493 c) 0

4)  $436 +$  \_\_\_\_\_  $= 436$

a) 100 b) 0 c) 436

5)  $8477 +$  \_\_\_\_\_  $= 8477$

a) 16 b) 0 c) 56

B) FILL IN THE BLANKS:-

a) The sum of the number and zero is the \_\_\_\_\_ itself

b) The number to be added is called \_\_\_\_\_.



c) The sum of 20,700 and 70 is \_\_\_\_\_.

d) When we add 100 to 36, we get \_\_\_\_\_.

e)  $900 + 60 + 7 =$  \_\_\_\_\_.

C) Add :- Th H T O Th H T O a) 5 6 8 5 b)  $4907 + 3014 + 4385$

\_\_\_\_\_

\_\_\_\_\_

D) ARRANGE IN COLUMNS AND ADD:-

a) 7565 and 2004

b) 9214, 117, and 59

### ASSIGNMENT-3

#### Unit-3 SUBTRACTION

A. Fill in the blanks:

1) 300 less than 1000 is \_\_\_\_\_.

2)  $8562 - 8362$  is \_\_\_\_\_

3) Take away 750 from 850 and get \_\_\_\_

4) When we subtract numbers, the answer is called \_\_\_\_\_

5)  $800 - 500 =$  \_\_\_\_\_

6) \_\_\_\_\_  $- 0 = 3250$

7)  $4688 - 500 =$  \_\_\_\_\_

8)  $5632 -$  \_\_\_\_\_  $= 5632$

B) Subtract :- Th H T O Th H T O

a) 5 6 7 5



b)  $6707 - 3014 - 2385$  \_\_\_\_\_

---

C. Find the difference between:

a)  $7640$  and  $5235$  b)  $8460$  and  $5256$

D. Subtract and check your answers:

a)  $9000 - 7645$  b)  $4785 - 2308$

### **Subject Enrichment Activity**

Using different geometrical shapes make anyone of the following on an A4 size sheet.

1. Beautiful scenery
2. Bird
3. Animal

-----





## Subject- Science

1. The student should make a small booklet with title sense organs. Inside the booklet on one page make one sense organ and on the adjoining page mention the work done by the sense organ. Repeat the same for all the same sense organs.
2. Collect at least 10 types of leaves and paste them in scrap book .Also write scientific names of the leaves.
3. Revise the covered syllabus.
- 4.Solve the following worksheet and paste in fair notebook.

## Chapter 1

### My Body

1. The student should make a small booklet with title sense organs. Inside the booklet on one page make one sense organ and on the adjoining page mention the work done by the sense organ. Repeat the same for all the same sense organs.
- 2.Go to the kitchen and open all the pans and try to smell the food in the pans. Then conclude which part of the body/sense organ helps us to do so.

3.If we eat very hot vegetable, which sense organ of our body is effected and how?

4.The doctors advise us not to put any pointed object in our ear, why?

5.Why is everybody advised to do mediation and exercise regularly?

6.On touching ice I suddenly withdraw my hand from it, why? Which part of my body helps me to do so?

7.The student should close his mother to give him ice cream, chutney, sauce, chocolate to eat. He is able to identify them without seeing them. Explain how does he do it?

8.Why do we put hands on our ears when we hear loud noise?

9.What specific function do the following sense organs have?

- a) Eyes
- b) Ears
- c) Nose
- d) Skin
- e) Tongue

10. Classify the following sounds as pleasant or unpleasant sounds

- a) Barking of dogs
- b) Ringing of temple bells
- c) Chirping of birds
- d) Sounds made by moving vehicles.



## Chapter 2

### Plants around us

1. The student should pull out a flowering plant and press it in between newspaper or blotting paper for 2 or 3 days. Then remove the plant from there and stick it on a drawing sheet and label its different parts.

2. Please go to a garden near your house and make a list of plants you see there and make a table as given below

S.N	Name of the plant	Categorize them as tree/climber herbs/shrubs/creeper
-----	-------------------	---

1	Neem	Tree
---	------	------

2		
---	--	--

3		
---	--	--

4		
---	--	--

5		
---	--	--

3. Geeta walked out of her house and found a plant with woody stem and looked like a bush and had many branches, what kind of plant was it?

4. Classify the following plants as trees, herbs, shrubs, climber and creepers

a) Trees

b) Herbs

c) Shrubs

d) Climbers

e) Creepers

5.Fill in the blanks

- a) A \_\_\_\_\_ has a thin and green stem.
- b) \_\_\_\_\_ cannot stand and grow straight on their own.
- c) Creepers spread their branches on the ground.
- d) The colorful part of plant is \_\_\_\_\_.
- e) \_\_\_\_\_ absorb water from the soil.
- f) \_\_\_\_\_ are plants with multiple stems.

6.Write the function of the following parts of plants:

- a) Stem
- b) Flower
- c) Fruit

7.Multiple choice questions

- A. Which of the following type of plant is rose?  
a) Tree    b) Shrub    c) Herb
- B. Which type of the following is the bean plant?  
a) Climber    b) Creeper    c) shrub
- C. The \_\_\_\_\_ is known as the kitchen of the plant.  
a) Fruit    b) leaf    c) flower
- D. \_\_\_\_\_ takes in water and minerals from the soil.  
a) Root    b) leaf    c) Stem
- E. Which of the following fruit has one seed in it?  
a) Mango    b) Apple    c) Watermelon





## HOLIDAYS HOMEWORK WORKSHEET

1. Name the following:

a) Two vegetables that can be eaten raw. \_\_\_\_\_

\_\_\_\_\_

b) Two fruits with no seeds. \_\_\_\_\_

\_\_\_\_\_

c) Two leaves used as medicines. \_\_\_\_\_

\_\_\_\_\_

d) Two seeds that are used to make oil. \_\_\_\_\_

\_\_\_\_\_

e) Two fruits with rough skin texture. \_\_\_\_\_

\_\_\_\_\_

2. Fill in the blanks.

1. Family members \_\_\_\_\_ each other at the time of need.

2. Our father's parents are our \_\_\_\_\_ grandparents.

3. A \_\_\_\_\_ family is one where the father and mother live with their children.

4. Sitting cross legged while eating is good for \_\_\_\_\_.

5. Grandfather's father is our \_\_\_\_\_.

6. The staple diet of South India is \_\_\_\_\_.

7. The famous food item of Gujarat is \_\_\_\_\_.

3. Complete the following.

1. One becomes a member of a family by being \_\_\_\_\_ into it, by getting \_\_\_\_\_ into that family, or through \_\_\_\_\_.

2. A surname is a family name. It is used \_\_\_\_\_ (after/ before) the first name

3. My name is \_\_\_\_\_ and my surname is \_\_\_\_\_.

4. Circle the correct option.

1. Our brothers and Sisters are also known as our \_\_\_\_\_.

a) Friends b) Siblings c) team

2. Which of the following vegetable is eaten raw?

a) Potato b) cucumber c) brinjal

3. We should help our mother in kitchen.

a) True b) False

4. A \_\_\_\_\_ is a group of people living together in one home.



a) Family b) Society c) Father

5. Mother's brother is called \_\_\_\_\_ uncle.

a) Paternal b) Great c) Maternal

6. The famous food item of Rajasthan is \_\_\_\_\_.

a) Dal- Batti- Churma b) Rasogulla c) sarson ka saag

7. \_\_\_\_\_ is the largest producer of spices in the world.

a) Japan b) India c) China

8. In \_\_\_\_\_ family, many members of the family live together in the same house.

a) Joint b) Nuclear c) small



## नैतिक शिक्षा

*The Values of Bharat*

- \* पाठ- 1 'प्रार्थना' चार्ट पर लिख कर लाएँ।
- \* पाठ - 2 और 3 के प्रश्न उत्तर याद करें।
- \* पाठ - 1 से 4 तक अध्ययन करें तथा चारों पाठ में से 10-10 कठिन शब्द लिखे।





## Computer

- Read lesson 1,2 and Learn "Do You Know"?
- Do typing practice daily.
- Create the following scenes by using different tools in Tux Paint and submit a printout.



Birthday Scene



Rainy Scene

Note: You can draw with your own ideas.

Do the following tasks according to your Roll no.

Roll NO. 1-15

- Create a Keyboard by using any material (Cardboard, Thermocol or any waste material) and colour the keys of your name.
- Roll No. 15 onwards  
Draw and label the picture of a Computer on an A4 sheet or Chart. (Pg. No.2)



Activity 1: I fill the crossword with the help of the pictures and letters given.



			s						
							e		
k		y		o		r			
						k			
			t						
						r			
			m		u		e		
			u						
	p		i		t		r		
			i						
	m		n		t		r		



Name: \_\_\_\_\_

Class : III

### Computer Worksheet





**Identify the different parts of the computer. Write the names in blank boxes.**



HINTS:

Keyboard	Mouse	CPU	Printer	Monitor
----------	-------	-----	---------	---------

**MATCH THE PICTURES:**

	<input type="radio"/>	<input type="radio"/>	Head phone
	<input type="radio"/>	<input type="radio"/>	Scanner
	<input type="radio"/>	<input type="radio"/>	Flash/USB
	<input type="radio"/>	<input type="radio"/>	Web camera

## Drawing

1. Complete book page no. 1 to 12.(Step by step)
2. Do practice of any 10 pages of your book in a separate drawing file.
3. Draw a big size picture of your favourite cartoon on a white chart.
4. Make a beautiful wall hanging .Link is given below for your help.

<https://youtube.com/shorts/zrAqs0FNFcs?feature=share>

## G.K-Learn Covered Syllabus

### General Instructions:-

Dear Parents,

1. Speak with your child in English. Encourage reading habits.
2. Read out story-books and after finishing the story discuss it with your child.
3. Encourage Word Building and Picture Talk.

### \*Daily Routine Sentences:-

*Some sentences that may be beneficial for kids/ children to learn early in their life are-*

1. Hi, it is nice to meet you!
2. Where are you from?
3. What is your phone number?
4. May I please have that/sit down/go out/come in?



5. May I visit the washroom/I would like to visit the washroom?
6. What is going on?
7. Where is my friend?
8. I would like to (do something).
9. Where is my jacket?
10. Where is the classroom?
11. How old are you?
12. How much time do I have to finish this activity?
13. You are almost late!
14. Please go slow.
15. I would like to go to sleep
16. I want to comb my hair/fix my clothes
17. I would like to visit X tomorrow
18. I did not understand this lesson
19. Would you please be able to repeat that?
20. How much does this cost?

***Children can be encouraged to use simple words and sentences at home also. For example –***

1. Mummy, can I help you in the kitchen?
2. Mummy, can I lay the table today?
3. Mummy, should I help you wash the dishes today?
4. Papa, can I help you wash the car?
5. Grandpa, should I come with you for a walk?
6. Grandma, should I help you put the thread in the needle?
7. Mummy, can I get you a glass of water?
8. Mummy, may I take some more Ice-Cream from the fridge?
9. Papa, I'm sorry I was rude to you.
10. Papa, please teach me how to ride a bicycle.
11. Mummy, can I join the summer workshop in the school?
12. Mummy, can I help you wash and soak the rice?
13. Mummy, should I cut the salad today?
14. Mummy, I will make a cup of tea for you. Please tell me where are the tea leaves.

15. Mummy, can you teach me to make cold coffee please?
16. Didi, can you help me find my English note book?
17. Papa, can we go for cycling today?
18. Wishing people properly – Hello Uncle / Auntie how are you?
19. Wishing parents and elders Good Morning, Good Afternoon, Good Evening and Good Night.
20. If we, as teachers and parents make a sincere effort and pay attention to the above mentioned points,
21. we can help our children to learn, to understand and speak English at an early age.



\*\*\*